

CMS Training Video 1 - <https://youtu.be/K7SWylcx0WM>

In this video, we will cover the following topics:

- Introduction to the website
- Login process
- Navigating through CMS pages and folders.

Please watch the video and submit the following tasks.

CMS Training Video 1 –

Tasks: These tasks will be completed while you are logged into the CMS.

1. Screenshot how you navigated to the CMS folder for the webpage below.

<https://business.fau.edu/departments/business-communications/classroom-to-boardroom/>

Departments > Business Communications > Classroom to Boardroom

Sign in

Home | Microsoft 365

Mail - Nicole Peterson - Outlook

CMS Training Video 1 tasks.docx

From the Classroom to the Board

classroom-to-boardroom - Pages

https://a.cms.omniupdate.com/11/#fau/FAUCOB/business/browse/staging/departments/business-communications/classroom-to-boardroom

modern campus cms

DashboardContentReportsAdd-Ons

business



Pages (1)

UPLOAD+ NEW

home> departments> business-communications> classroom-to-boardroom

Filter

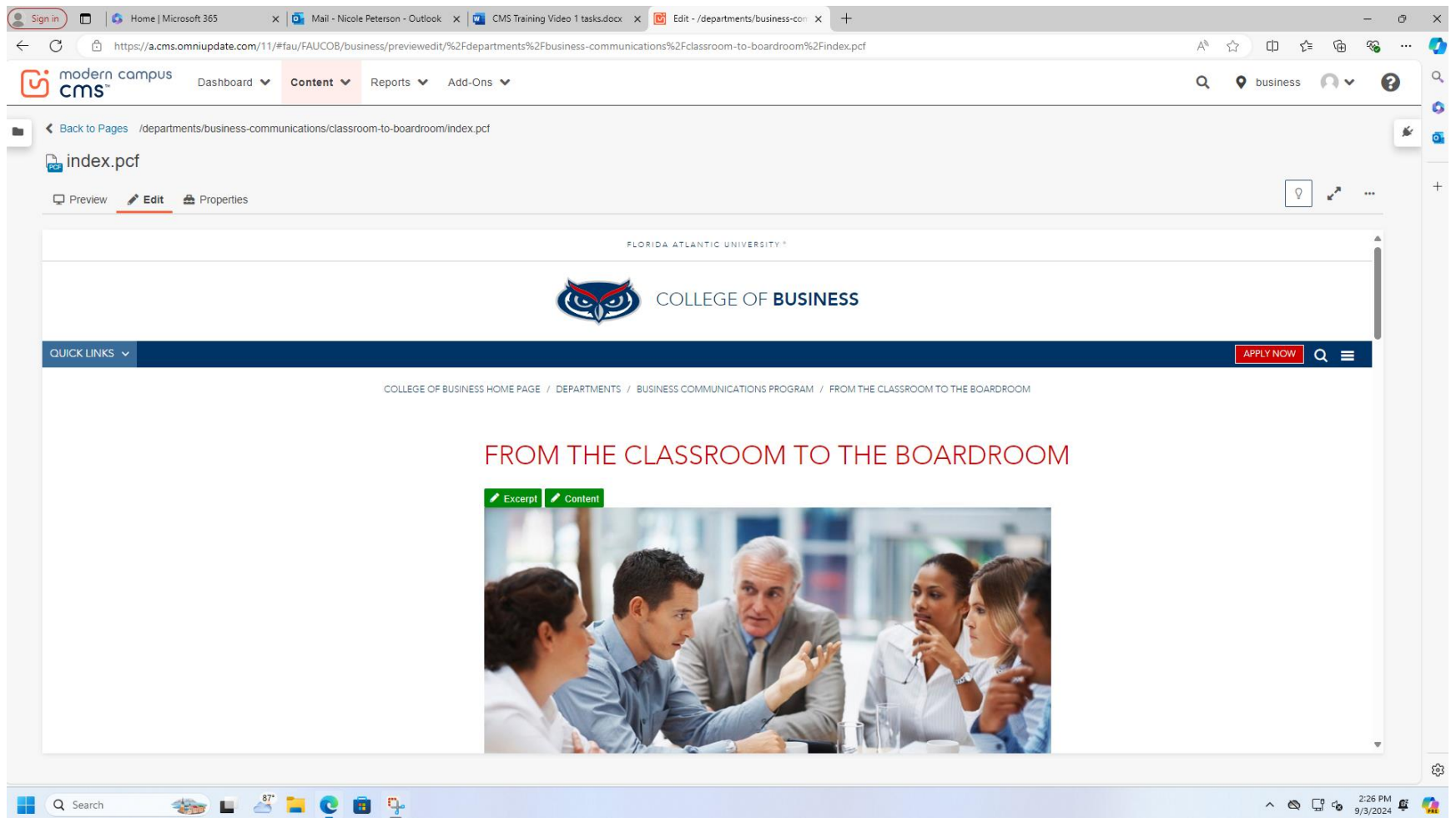
STAGING

	Name	Status	Modified
<input type="checkbox"/>	 index.pcf	4.1K 	3/9/21, 8:24 AM

Items per page: 1001 - 1 of 1

Search

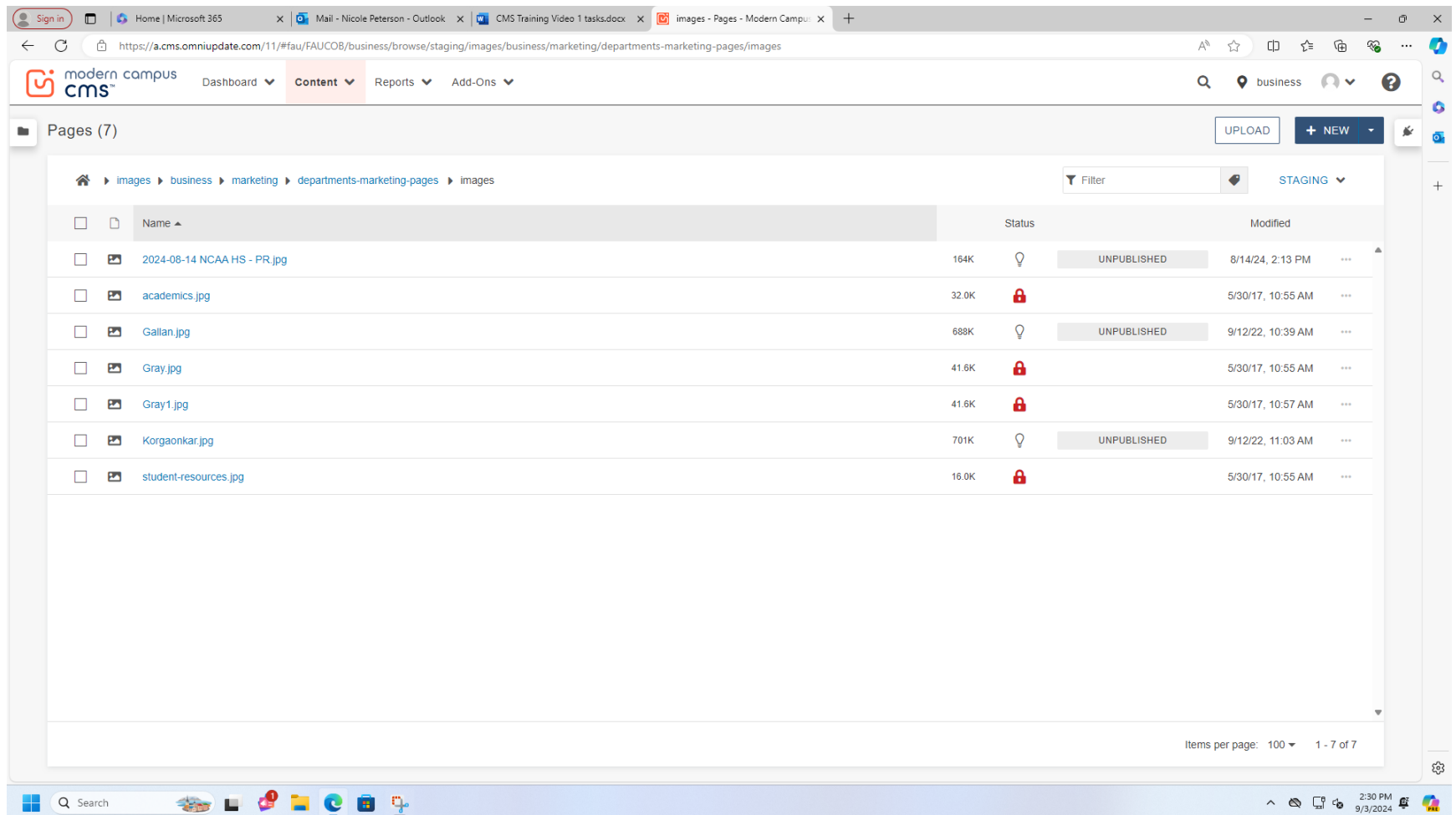
2:24 PM 9/3/2024



2. Screenshot where you would upload an image for the webpage below.

<https://business.fau.edu/departments/marketing/>

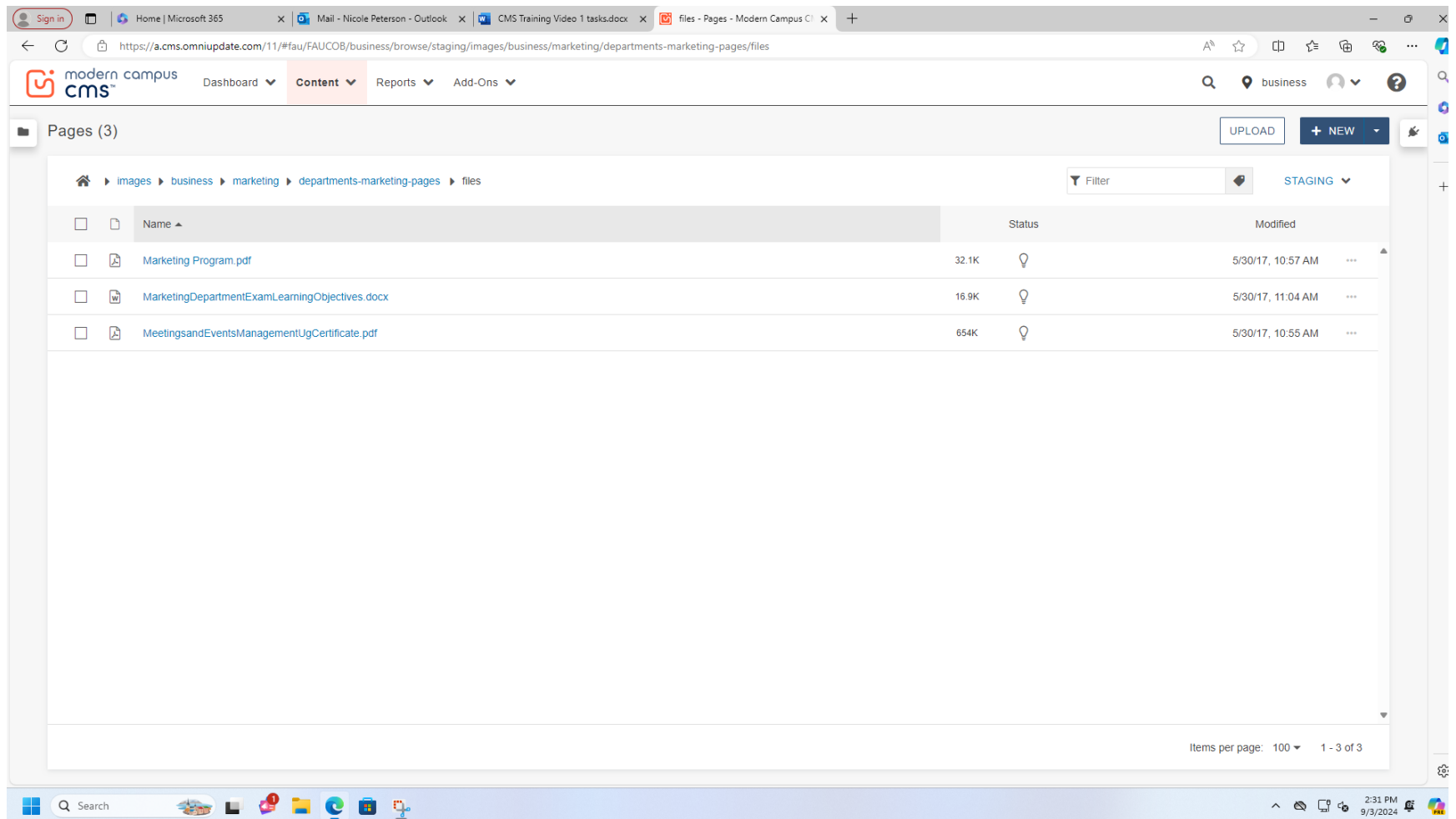
Images > Business > Marketing > departments-marketing-pages > images



3. Screenshot where you upload a file(pdf) for the webpage below.

<https://business.fau.edu/departments/information-technology-operations-management/>

Images > Business > Marketing > departments-marketing-pages > files



Send screenshots to mullinsj@fau.edu and cc cobcommunications@fau.edu